

Finally, 80 degree weather and no rain. Let the fun begin!!

I have been "chomping at the bit" to start moving some of my new plants from pots to the yard. My Opuntia collection has expanded and now is a perfect time to get them into the ground. Besides, I haven't had any glochids in my hands and arms for several months and I sort of miss them. I also have quite a few Agaves to transplant.

The past month, I have been working on the Rescue Program. We now have a signed permit to rescue plants at the Verrado Development west of Phoenix. This is the same development as our first rescue last October, but it is on a different parcel. Over the next month or two, we will have access to about 200 acres of cacti habitat. We will be doing it in segments so that the rescue boundaries will be obvious and well marked. This is critical as we must harvest the plants from only the area designated on the permit.

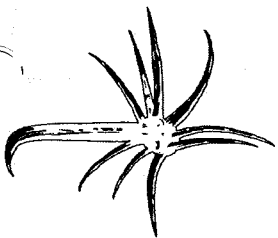
By the time you read this, we will have had one rescue on Sunday the 13<sup>th</sup>. There will be other opportunities to participate and we will likely return to the site the weekend of March 26<sup>th</sup>. If you are not on the email notification list and want to be, be sure to let me know. If you do not have an email account, let me know that you want to help out and I will specifically call you to let you know the date of the next rescue.

As excited as I am about the Rescue program, I am equally as enthused about the April Show and Sale. I have already pick out the plants I am going to enter. Now I have to make sure they look their best on the show tables. That means finding time to repot some of them and to find some really nice top dressing material.

I hope you are going to be doing the same thing as the April Show approaches. I know that everyone has one or more plants that belong in the show. Which is your favorite potted plant? If you like it, you can be sure that others will want to see it. Enter it for that reason alone. My guess is that if it is your favorite, it will be incredibly likely to win a ribbon. That's the bonus.

If you have never entered a plant in a show, it is very easy. You will not be competing against the "old-timers" but will be grouped with other new (or almost new) comers to the plant show arena. Please help support the CACSS. Bring a plant or two or five or more. You won't regret the experience.

See you at the March meeting  
Lee.



## OFFICERS

**PRESIDENT - Lee Brownson**

480.951.9494

lsbrownson@cox.net

**VICE PRESIDENT - Michael Gallagher**

602.9428580

gallman@getnet.com

**SECRETARY - Sue Daley**

623.876.0060

daleyspudbud@aol.com

**TREASURER - Tom Ballen**

480.502.8639

tballen@aol.com

**PAST PRESIDENT - Scott B. McMahon**

480.657.7786

scottmcmahon1@cox.net

## DIRECTORS

**Carol Clapp** 520.908.9001

cactusnews@earthlink.net

**Celeste Gornick** 602.938.9590

hheaven77@aol.com

**Leo Martin** 602.852.9714

leo1010@attglobal.net

**Doug Dawson** 480.893.1207

doug.dawson@gmail.maricopa.edu

**Ray Daley** 623.876.0060

daleyspudbud@aol.com

**Denise Diederich**

rainbowvalleynsy@aol.com

**Sundee Helm**

shelm85259@yahoo.com

**Cecilia Phelan** 480.488.1205

cactuslady1@cox.net

**Ingrid Swenson** 602.957.9865

plantlady100@yahoo.com

**Robert Torrest** 480.994.3868

robertst9114@msn.com

**Dana Hiser** 480.368.8606

dana2garden@aol.com

**Librarian - Harold Stotzer**

623.872.9020

cacsslibrary@aol.com

**Newsletter - Galyn Jensen**

480.786.1077

galynkj@cox.net

## Calendar

### March 18-20 DBG Spring Plant Sale Festival

Friday is for DBG members only. Saturday and Sunday are open to the public 8am to 5 pm

### March 20 meeting

NOT the last Sunday of the month as to not conflict with Easter. Regular time at 2pm. Speaker to be determined

### April 20-24 CACSS Annual Show and Sale

4/20—8am to 12pm Setup 12pm to 7pm plant check in

4/21—Judging and vendor setup. Not open to the public

4/22—4/24 Show and Sale open to the public 9am to 5pm

### August 5-10 CSSA National Convention



CENTRAL ARIZONA CACTUS AND SUCCULENT SOCIETY



JO  
DAVIS

Interested in one of the name badges you see other members wearing? You can have one of your very own! Talk to Jo Davis at the meeting or send her a check for \$7.50 made out to "Jo Davis" to her home address:

2714 W. Monte Ave  
Mesa, AZ 85202

*Publication of the material in the Central Spine does not imply agreement with the ideas expressed therein by any portion of the membership of CACSS, nor does it constitute an endorsement or support for any portion of such material by CACSS, or the Central Spine, regardless of any position or office held by the author(s). All such material represents a comment and/or personal opinion of the author(s).*

## MINI BITS.....Ray Daley

MINI Bits.....Just so you newer member know, members Denise Diedrich and Sheri Doramus (it's spelled wrong in the membership list) own and operate Rainbow Valley Nursery in Maricopa. The club was invited to an open garden there last year, and although it was a bit of a drive it was well worth the trip. I wish we could grow sempervivums like they can. They specialize in soft succulents and have a good start of a cactus garden in their front yard. As I said, it's worth the trip but call ahead. Check out their website at <rainbowvalleynurseryaz.com>.....we've had a problem with a Gila Woodpecker pecking on the Palo Brea in our back yard, which results in a lot of sap puddles on the ground and on the plants underneath. Yes, it washes off easily, but I don't like it there anyway. This spring I tried something I read about - I hung a bunch of old CD's in the tree. These spin around in the breeze and seem to be scaring the woodpeckers away. I have also tried this method to keep the blankety-blank finches off our Parry Penstemons, but with no success. Last year we had zero flowers open on them thanks to those little featherd felons. Luckily they don't seem to bother the other penstemons. Now if I could think of some way to keep the quail from grazing on our grape hyacinths.....if you want some unique and/or bizarre metal yard art, check out Figuras de Fierro, at 25029 N.W.Grand Ave, at the corner of Grand Ave. and Happy Valley Rd. (otherwise known as 'way-the-heck-out-there') The pieces range from the small to the LARGE, and from the quite good to the fairly crude. Our favorite was the 8' Ostrich which I'd love to have in our back yard peeking over the wall, although some of our neighbors walking by might not be able to handle that. Still, though... They have life-size animals of all sorts - horses, bulls (and they are obviously bulls!), bison, a camel, turtles, etc, plus palm trees and a group of 1/2 size Mariachi musicians. There are also the requisite 2-dimensional figures of various animal forms. Closed Monday and Tuesday.....Over the years I've learned a bit about the names of plants like how the species name often identifies who the plant is named for, or how it points out some notable characteristic of the plant, or where it is from. With that in mind, can someone tell me why, if the Chinese Angelica tree is *Aralia chinensis*, and the Arizona Lupine is *Lupinus arizonicus*, and the Chinese Fan Palm is *Livistonia chinensis*, and the Texas Beargrass is *Nolina texana*, why is the Jojoba (a native to Arizona - or at least the southwest) named *Simmondsia CHINENSIS*?.....and don't forget about Deb Life's open garden coming up in April.....Ray Daley.

## A NOTE ABOUT VOLUNTEERING..

My Fellow Members,

I know that by now you are sick and tired of hearing about volunteering for the upcoming Show and Sale. To be honest, I'm tired of talking about it, too. The problem is that we still need volunteers! Okay. The bad news first. We don't really make any money on the plant sale. That's really difficult for me to say, since I'm in charge of the sale. As a business person, I always look at profit. I have to. But this is a little different. I've accepted that fact and choose to look at this in a different way. The sale pays for the show. I love the show. And I love the sale. The show gives us the opportunity to show our plants and strut our horticultural stuff to the world. Okay, metropolitan Phoenix and a few out of town visitors. But it is our once a year opportunity to let people know what we are all about. Who we are, what we do, what we can do. We want to educate, publicize, befriend. It takes more than 2 people to pull this off. We need help to show people what a fun and active club we have. People to say hello, to help talk about plants (not to mention entering plants in the show so we have plants to talk about!) This is our prime membership drive time! We also try to sell a few plants on the side. To offer people who are already into cacti and succulents an opportunity to get some specimens they can't find locally. But it all brings them down to our little shindig. Again, we need help to pull this all off. 4 hours on one day during a weekend. That's all we are asking for. To help show off our club and our plants. Please volunteer. We can't do this without your help.

Thank you,  
Denise and Sundee

## *Plumeria*.....*Celeste Gornick*

Plumeria is a succulent in the Apocynaceae (dogbane) family. The Apocynaceae family also includes adeniums, oleander and mandevilla.

You may know this plant by the name frangipani (French for coagulated milk - referring to the sticky sap) or the temple tree. It has been widely grown in India, Australia and the Orient. What you may not know about this plant is that it has its origins in the New World Tropics from Southern Mexico (where it is known as Suchil) to Northern South America, especially the islands of the Caribbean.

The Plumeria is growing in popularity in the United States especially Florida, Texas and Southern California. In cold winter areas, it is grown as a houseplant during the winter and is placed outside to spend the summer months.

You may not realize that this plant is not indigenous to the Hawaiian Islands. It was carried there in the late 1800s by Dr. William Hillebrand. To this day is not known as a wild or naturalized plant in Hawaii but is widely grown as an ornamental.

Plumeria is a small tree whose size can vary widely according to its care. In the ground it can grow to 30 feet high and wide. Keeping the plant in a container keeps the plant compact. There are many colors and scents of the inflorescence as well as different size and shapes of leaves. The colors which were originally white, yellow and pink now come in hues from blood red to hot pink to BI-colors and rainbow colors fluorescent! There are many forms to the inflorescence from round to ruffled. Scents range from the traditional frangipani scent to grape and gardenia scents. New cultivars are registered with the Plumeria Society of America.

In Arizona, most Plumeria are deciduous needing protection from frost in winter. They can live in full sun here if planted in the ground or in a morning sun exposure if in pots. Where you grow adeniums, you can also grow Plumeria.

Most commonly Plumeria are grown from cuttings. This method insures that you will have the identical plant as the donor plant. If you grow from seed, you are "rolling the dice" as you may get the same plant -- or something totally different! A plant grown from a cutting could produce flowers in the first year planted. It may take as many as 3 - 4 years to see a seedling produce its first flower.

Plumeria have few disease problems but are susceptible to the same insect problems as other succulents, whiteflies and mites.

If you are interested in reading more about the succulent Plumeria, "The Handbook on Plumeria Culture" by Richard and Mary Helen Eggenberger is readily available. There is an enormous amount of information available on the world wide web. A picture is worth a thousand words!

Many people have grown their first Plumeria from cuttings or "sticks" that were obtained from Hawaii from airport gift shops.

If you would like to try growing Plumeria, I would recommend purchasing from reputable commercial growers by mail order. Arizona has strict import requirements and rooted plants cannot be shipped from Hawaii.

Whether you enjoy the form or the color of the flowers or the scent, or *all of the above*, you just might fall in love with the succulent Plumeria!

# Open Gardens Coming Soon

OPEN GARDEN, SUNDAY, APRIL 3, 1 P.M.

DEBORA and SARA LIFE  
2262 WEST JACINTO CIRCLE  
MESA, ARIZONA

480-491-7967  
CLIFE@COX.NET

A variety garden with cacti, succulents vegies and herbs. We have designed and built gates, created a secret garden by extending a fence on the east side of the house and have gotten much enjoyment from our back yard. Salad and desert lunch. Maybe if your first name is A-p salad and the rest for dessert. The host will supply plates, silvverware, Teas, lemonade, other beverages are welcome. Major cross streets Dobson and Baseline. West on Baseline from Dobson (1 street) Turn N.on Los Altos, the house is on the Corner of Jacinto Circle and Los Altos.

DESERT PLANTS SALE -- MARCH 19 (9 TO 5) AND MARCH 20 (12 TO 2) POSSIBLY MARCH 26  
AND OPEN GARDEN

AT LEAST A DOZEN DIFFERENT VARIETIES OF EACH OF AGAVES, ALOES, OPUNTIAS AND COLUMNAR CACTI (CUTTINGS....SOME UNCOMMON, SOME ROOTED)AND LOTS OF TRICHOCEREUS, CLEISTOCACTUS, ETC. CALL BOB FOR SPECIFICS (480)994-3868

5601 INVERGORDON ROAD (THAT IS 64TH ST 1 MILE NORTH OF CAMELBACK ROAD)


ALSO - OPEN GARDEN - WHILE THIS IS PRIMARILY A SALE TO FIND HOMES FOR OUR EXCESS PLANTS, WE WILL BE HAPPY TO SHOW MEMBERS AROUND OUR 21 YEAR OLD GARDEN AS TIME PERMITS. (IT IS POSSIBLE TO SQUEEZE TOO MUCH INTO AN ACRE!)

--PLEASE NOTE-- SINCE WE ARE USUALLY BUSY WITH SALE CUSTOMERS FROM 9 TO 11 THE AFTERNOON IS BEST FOR A GUIDED TOUR OF OUR YARD AND TO TALK.

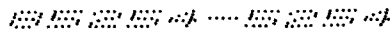
THERE WON'T BE TIME TO SIT AND SIP WINE BUT WE WILL HAVE SOFT DRINKS AND WATER FOR THE WALK AROUND.



CENTRAL ARIZONA CACTUS & SUCCULENT SOCIETY  
P.O.B. 63572  
PHOENIX, AZ 85082-3572



ARTICLE SUBMISSION DEADLINE FOR NEXT  
CENTRAL SPINE ISSUE IS: APRIL 10, 2005  
SEND TO GALYNKJ@COX.NET



Organ Pipe Cactus National Monument 3/14/05