

Central Arizona Cactus and Succulent Society

April, 1993 Newsletter

THIS MONTH

OPEN GARDEN

Pat and Sam Korach have graciously opened their garden for us to enjoy on Sunday, April 18 from 1pm to 4pm. A map is included in the newsletter; it is the same as the one published in the March newsletter. The Korachs' home features many lovely landscape plants, so come out and admire their garden.

Directions to accompany the map:

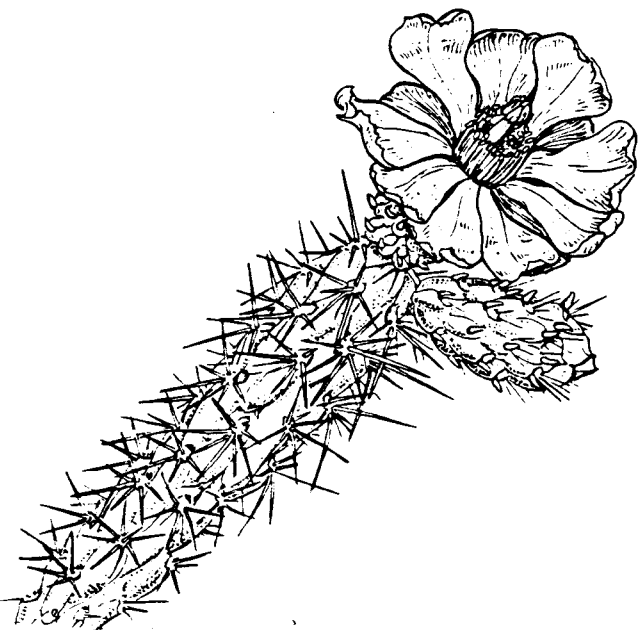
From CAVE CREEK ROAD (the boldest road marked on map), you will see CAVE CREEK SCHOOL. Go NORTH on SCHOOLHOUSE ROAD when you come to the school. The Korachs' home is at the top of the 3RD FOOTHILL, 39208 NORTH SCHOOLHOUSE ROAD.

MONTHLY MEETING

Our April meeting will be held at 2pm in Webster Auditorium. Our topic this month is plant nomenclature, presented by member Doug Dawson. This will be a great opportunity to learn why plants have the botanical names that they do. Plant novices, you won't want to miss this one! Bring a plant in whose botanical name is confusing to you and we'll learn how to pronounce it and decipher what its name means.

The Board of Directors' meeting will be held at 1pm in the Archer House before the regular monthly meeting. All members are invited to attend.

Take a look at *From Debra's Shadehouse* and *On the Dry Side* later in this newsletter.



LAST MONTH

Last month was our spectacular annual Cactus and Succulent Show. What beautiful plants everyone displayed! Many thanks to Bob Welsh for chairing the show. It ran like a breeze, it was fun to participate in, and the public was very impressed. We all saw the admiration in the eyes of the visitors to the show. We had huge crowds and we were very effective in our community outreach. A freelance writer from Chicago was inspired to interview us; members of a Baltimore garden club stopped by; many people from the Valley mentioned "I never knew there were so many kinds of cactus!" The list of winners and their proud owners is included in this newsletter.

NEXT MONTH

Behind the Scenes at the Desert Botanical Garden, with Cathy Babcock and Michael Chamberland will be May's program. We're looking forward to hearing all the lore and secrets of the DBG!

OTHER STUFF

A few of Jim Robbins' plants were mislaid after the Cactus and Succulent Show. They are a mamillaria in a 4" pot and another succulent in a 4" pot. If these plants inadvertently rode home with you, please give Jim Robbins a call.

If anyone would like to contribute articles for the newsletter or the Spine, call me at 831-2477.

Anyone who is thinking of attending the National CSSA Convention in San Francisco, please give Elaine Steichman a call, AT 945-6543. Elaine is our delegate to the convention, and will keep track of our attendance.

Please welcome the following new members:

Norma Beckman

no phone given

Lorena Knapp and Paul Knoble

We're glad you've joined!

And, note the following updates to addresses:

Tara Boucher

5000 W. D. ...

Doug McDaniels

Please update your directories with all this info.

Laurine


THE
HUNTINGTON
BOTANICAL
GARDENS

NINETEENTH ANNUAL

**PLANT
SALE**

Sunday, May 16, 1993
9 a.m. to 4 p.m.

*Rare and choice
unusual & beautiful
plants*



CENTRAL ARIZONA CACTUS AND SUCCULENT SOCIETY
SHOW RESULTS 1993

I. TROPHIES AWARDED	EXHIBITOR	PLANT
1. BEST COLLECT. CACTUS By Elaine Steichman in mem. of Jack Taylor	THE SKIRVEN'S	MAMMILLARIA'S
2. BEST EUPHORBIA By Elaine Steichman in mem. of Lew Stechman	FRAN TOLLESON	E. HORRIDA
3. CACTUS SWEEPSTAKES By Arizona Cactus Sales	THE ELLIOT'S	
4. TOTAL HIGH POINTS DBG and the REPUBLIC GAZETTE	FRAN TOLLESON	166
5. BEST AIZOECAE By Fran Tolleson in mem. of Vicci Bone	FRAN TOLLESON	C. GIFTBERGENSE
6. BEST NOVICE PLANT The Hennessy Trophy	THE KORACH'S	MAM. SENILIS
7. BEST AZ. NATIVE	DEBRA KOROBIKIN	MAM. MAINIAE
8. MOST BLUE RIBBONS	THE ELLIOTS	21 BLUE
9. BEST CACTUS OF SHOW	LISA NORTHRUP	FERRO.HISTRIX
10. BEST SUCC. OF SHOW	FRAN TOLLESON	FOCKEA EDULIS
11. BEST CACTUS SECT. I	LISA NORTHRUP	FERRO.HISTRIX
12. BEST SUCC. SECT. II	FRAN TOLLESON	FOCKEA EDULIS
13. BEST SEEDLING	JAMES ROBBINS	COCHESIA ROBB.
14. BEST DECORATIVE PLANTER	THE SKIRVEN'S	DUDLEY BRITTONII
15. BEST SPECIMAN PLANTER	THE ELLIOT'S	AGAVE F. REGIS
II. ROSETTES		
BEST CACTUS	EXHIBITOR	PLANT
NOVICE	THE KORACH'S	MAM. SENILIS
ADVANCED	LISA NORTHRUP	FERRO. HISTRIX
MASTERS	THE ELLIOT'S	TRICO. CANDICANS
BEST SUCCULENT	EXHIBITOR	PLANT
NOVICE	TIM CHAPMAN	DORSTENIA FOCTIDA
ADVANCED	LARRY FISHER	DRIMIA MACULATA
MASTERS	FRAN TOLLESON	FOCKEA EDULIS

NOTES FROM THE SHOW CHAIR

I would like to thank everyone for their participation in this years Cactus and Succulent Society show. I especially want to thank all the volunteers who took the time to perform the myriad tasks that made the show a success.

I also would like to thank the entrants that took time off to enter their plants during the day, this provided the record keepers with a steady flow of plants and helped keep the last few hours from turning into mayhem as the after work crowd started to arrive.

For all the members that did not participate, especially all you new members, I want to extend a personal invitation to get involved in the show, either as a volunteer or as an entrant, it seems that the same people do all the work every year. Next year I would like to see a host of new faces helping out the regulars, remember the club can grow and thrive only with the participation of all its constituents.

thank you

FROM DEBRA'S SHADEHOUSE

Whew! The 1993 Annual Show is over. Wasn't it great? Those of us who participated had a grand time. We learned so much about our plants and each other. Over and over again, people kept saying how inspired they were about what they saw. Some even admitted that they were already getting plants prepared for *next year*.


The new novices were especially inspiring of me. Virginia and Gretchen were thrilled with their first ribbons. Tim, in his first appearance, won enough blues to automatically moved up to the Advanced class for next year. Pat and Sam Korach were delighted to be the first recipients of the Hennessey Trophy. Other members who had not entered this year, vowed to participate next.

Let's all take a couple of minutes to thank with deepest appreciation the Show Coordinator **Bob Welsh**. He didn't do a great job-- he did a *supercalifragelisticexpialidocious* job. Our hearty thanks are also extended to the terrific volunteers who devoted their time and energy to create a wonderful event. By the way... Bob has agreed to do this again next year!

Looking to the next few months ...

- ✓ Pat and Sam Korach are hosting an OPEN GARDEN in April. They have outstanding plantings on their extensive property. Details and directions are provided in this newsletter. Please join us for a delightful visit .
- ✓ Wear your walking shoes to May's meeting. Cathy Babcock and Michael Chamberland will be taking us BEHIND THE SCENES AT DBG. Walking is required!
- ✓ Remember that we have a SILENT AUCTION activity in June. Start setting aside plants and gardening items (like pots, tags, dressings, etc.) for donation. Paula Matney is coordinating the activity.
- ✓ Programming is still needed for August, September and November. Any volunteers and/or ideas are very welcome. One idea that may be a challenge this year is a buying/field trip. What are your thoughts? What month would you like to go? Where? By bus or car? See a handy Board member or call me with your thoughts.

Thanks again for such a great March! Your participation makes all the difference.



Dedicated to our success,

Debra Korobkin
CACSS '93 President

ON THE DRY SIDE

by Timothy Chapman

Encephalocarpus strobiliformis. Go ahead, say it out loud. Let those two massive, architectural words issue from your mouth. Feel the danger, the excitement, as tongue collides with teeth. Feel your jaw freeze, your brow knot, as your brain gingerly tiptoes among the syllables like a drunkard in a moonlit cow pasture.

Even the experienced among you who can sing out those words effortlessly and without injury can probably remember the first tentative efforts at pronouncing Latin names. But while they may initially look like formidable foes, Latin names can be helpful and actually quite beautiful with a little practice. The nomenclature is precise and can be understood internationally, whereas common names vary from region to region and can promote confusion.

The names are all combinations of nouns and adjectives and generally describe some characteristic of the plant, but can also be the name of a place or some botanical hot spot. Let's examine the first or generic name. Encephalocarpus is a combination of three words derived from Greek: en (or "in"), kephale (meaning "head"), and karpos ("fruit"). So there is an allusion to the fruits of this plant being at, even in, its apex. Which, in fact, they are. Neat, huh? The second or specific part of the name, strobiliformis, does not mean it looks like a strobili (a type of pasta shaped like a flashing disco light), but that it resembles a pine cone. So now you've got some idea about what the plant looks like, and the name will be easier to remember.

Well, forget it. Though you will still see it on plant tags and in nursery lists under its aforementioned old name, this little cactus was lumped into a different genus by some malcontent years ago. But don't despair! Its new name is

Pelecyphora strobiliformis, just as full of charm and appeal as the old moniker.

For having such a big name Pelecyphora strobiliformis is a pretty small cactus. Its globular body is 1½ to 2½ inches in diameter and is grayish-green in color. True to its name, it is covered in spirally arranged rows of thin, flat, triangular-shaped tubercles. These tubercles are keeled and are slightly wooly at the base. Their tips curve inward and bear small, frail spines which are usually weathered away on older tubercles. The plant has a large taproot. The fabulous reddish-purple flowers open during the daytime in summer and are produced from the youngest (topmost) tubercles. The small, dry fruit have a spherical shape and are almost buried in the white wool of the apex (encephalocarpus!)

P. strobiliformis comes from arid central Mexico. In culture they require a soil with good drainage and less-than-average watering, with none in winter. Bright sunlight is important. My little specimens have survived close-to-freezing temperatures with an overhead covering. These are very slow growing plants; normally only very old plants will offset.

Pelecyphora, incidentally, means "axe-bearing". It refers to a kind of tubercle shape better seen in other members of the genus. An axe-bearing cactus.... What a horrific thought. I thought spines were quite enough.

WANT ADS

WANTED : **Publicity Coordinator** to manage the monthly word processing of the CACSS's press releases and posters. Computer skills and access to hardware are required. See Laurine or Debra if you can help.